

**MARSHALL ACADEMY**  
**Report on Financial Statements**  
**(With required supplementary information)**

**Year Ended June 30, 2010**

**Marshall Academy  
Financial Report  
For the Fiscal Year Ended  
June 30, 2009**

**Table of Contents**

<b>Independent Auditors' Report</b>	iii-iv
<b>Management's Discussion and Analysis</b>	v-xi
<b>Basic Financial Statements</b>	
Government-wide financial statements	
Statement of Net Assets	1
Statement of Activities	2
Fund financial statements	
Balance Sheet - Governmental Funds	3
Statement of Revenues, Expenditures and Changes in Fund Balances - Governmental Funds	4
Reconciliation of Statement of Revenues, Expenditures and and Changes in Fund Balances of Governmental Funds to the Statement of Activities	5
Notes to the Financial Statements	6-19
<b>Required Supplementary Information</b>	20
Budgetary Comparison Schedule - General Fund	21
<b>Other Supplementary Information</b>	22
Budgetary Comparison Schedule - Athletic Fund	23
<b>Report on Internal Control Over Financial Reporting And On Compliance And Other Matters Based On An Audit Of Financial Statements Performed In Accordance With <i>Government Auditing Standards</i></b>	24-25

# DARNELL & MEYERING, P.C.

*Certified Public Accountants*

20500 EUREKA ROAD • SUITE 300

TAYLOR, MICHIGAN 48180

(734) 246-9240

FAX (734) 246-8635

CLINTON MEYERING, C.P.A.  
RANDALL H. DARNELL, C.P.A.  
DALE A. VESTRAND, C.P.A.  
WENDY L. DANVILLE, C.P.A.

MEMBERS  
AMERICAN INSTITUTE OF  
CERTIFIED PUBLIC ACCOUNTANTS  
MICHIGAN ASSOCIATION OF  
CERTIFIED PUBLIC ACCOUNTANTS

## Independent Auditors' Report

Board of Directors  
Marshall Academy  
Marshall, MI 49068

We have audited the accompanying financial statements of the governmental activities and each major fund and the aggregate remaining fund information of Marshall Academy as of and for the year ended June 30, 2010, which collectively comprise Marshall Academy's basic financial statements as listed in the table of contents. These financial statements are the responsibility of Marshall Academy's management. Our responsibility is to express an opinion on these financial statements based on our audit.

We conducted our audit in accordance with auditing standards generally accepted in the United States of America and the Standards applicable to financial audits contained in *Government Auditing Standards* issued by the Comptroller General of the United States. Those standards require that we plan and perform the audit to obtain reasonable assurance about whether the financial statements are free of material misstatement. An audit includes examining, on a test basis, evidence supporting the amounts and disclosures in the financial statements. An audit also includes assessing the accounting principles used and significant estimates made by management, as well as evaluating the overall financial statement presentation. We believe that our audit provides a reasonable basis for our opinion.


In our opinion, the financial statements referred to above present fairly, in all material respects, the respective financial position of the governmental activities and each major fund of the Marshall Academy as of June 30, 2010, and the respective changes in financial position, where applicable, thereof, for the year then ended in conformity with accounting principles generally accepted in the United States of America.

In accordance with *Government Auditing Standards*, we have also issued our report dated November 3, 2010, on our consideration of Marshall Academy's internal control over financial reporting and our tests of its compliance with certain provisions of laws, regulations, contracts, and grant agreements and other matters. The purpose of that report is to describe the scope of our testing of internal control over financial reporting or on compliance, and the results of that testing, and not to provide an opinion on the internal control over financial reporting or on compliance. That report is an integral part of an audit performed in accordance with *Government Auditing Standards* and should be considered in assessing the results of our audit.

Accounting principles generally accepted in the United States of America require that the management's discussion and analysis and budgetary comparison information on pages v through xi and 21 be presented to supplement the basic financial statements. Such information, although not a part of the basic financial statements, is required by the Governmental Accounting Standards Board, who considers it to be an essential part of financial reporting for placing the basic financial statements in an appropriate operational, economic, or historical context. We have applied certain limited procedures to the required supplementary information in accordance with auditing standards generally accepted in the United States of America, which consisted of inquiries of management about the methods of preparing the information and comparing the information for consistency with management's responses to our inquiries, the basic financial statements, and other knowledge we obtained during our audit of the basic financial statements. We do not express an opinion or provide any assurance on the information because the limited procedures do not provide us with sufficient evidence to express an opinion or provide any assurance.

Our audit was conducted for the purpose of forming an opinion on the financial statements that collectively comprise the Marshall Academy's financial statements as a whole. The introductory section, individual nonmajor fund financial statements, are presented for purposes of additional analysis and are not a required part of the financial statements. The individual nonmajor fund financial statements are the responsibility of management and were derived from and relate directly to the underlying accounting and other records used to prepare the financial statements. The information has been subjected to the auditing procedures applied in the audit of the financial statements and certain additional procedures, including comparing and reconciling such information directly to the underlying accounting and other records used to prepare the financial statements or to the financial statements themselves, and other additional procedures in accordance with auditing standards generally accepted in the United States of America. In our opinion, the information is fairly stated in all material respects in relation to the financial statements as a whole. The introductory section has not been subjected to the auditing procedures applied in the audit of the basic financial statements and, accordingly, we do not express an opinion or provide any assurance on it.

DARNELL & MEYERING, P.C.

A handwritten signature in cursive script, appearing to read "Darnell & Meyering, P.C.", is written over the printed name of the firm.

November 3, 2010

## MANAGEMENT'S DISCUSSION AND ANALYSIS

This section of Marshall Academy's annual financial report presents our discussion and analysis of the public school Academy's financial performance during the fiscal year that ended on June 30, 2010. Please read it in conjunction with the Academy's financial statements, which immediately follow this section.

### Financial Highlights

- Blended enrollment used for state aid purposes was 256.39 in June 2010
- The Academy maintained its outstanding liabilities.

### Overview of the Financial Statements

This annual report consists of three parts – management's discussion and analysis (this section), the basic financial statements, and required supplementary information. The basic financial statements include two kinds of statements that present different views of the Academy.

The first two statements are charter-wide financial statements that provide both short-term and long-term information about the Academy's overall financial status.

The remaining statements are fund financial statements that focus on individual parts of the Academy, reporting the Academy's operations in more detail than the government-wide statements.

The governmental funds statements tell how basic services like regular education were financed in the short-term as well as what remains for future spending.

The financial statements also include notes that explain some of the information in the statements and provide more detailed data. The statements are followed by a section of required supplementary information that further explains and supports the financial statements with a comparison of the Academy's budget for the year. Figure A-1 shows how the various parts of the annual report are arranged and related to one another.

Figure A-1 Organization of Marshall Academy Annual Financial Report

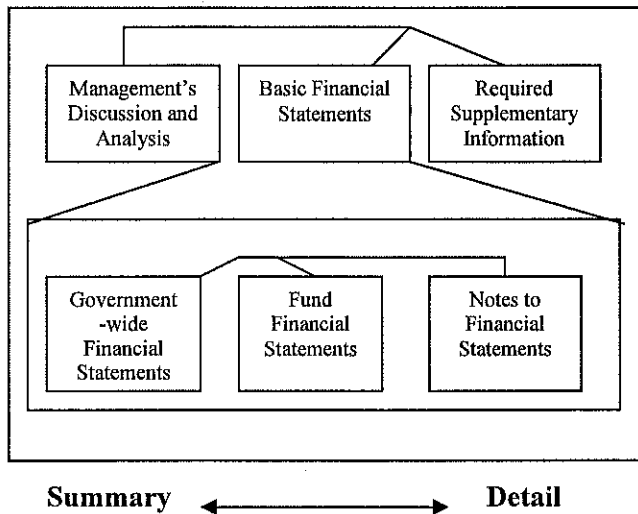


Figure A-2 summarized the major features of the Academy’s financial statements, including the portion of the Academy’s activities they cover and the types of information they contain. The remainder of this overview section of management’s discussion and analysis highlights the structure and contents of each of the statements.

Figure A – 2 Major Features of the Charter-Wide and Fund Financial Statements

	Charter-wide Statements	Fund Financial Statements
		Governmental funds
Scope	Entire Academy (except fiduciary funds)	All activities of the Academy that are not fiduciary
Required financial statements	* Statement of net assets * Statement of activities	* Balance sheet * Statement of revenues, expenditures and changes in fund balances
Accounting basis and measurement focus	Accrual accounting and economic resources focus	Modified accrual accounting and current financial resources focus
Type of asset/liability information	All assets and liabilities, both financial and capital, short-term and long-term	Generally assets expected to be used up and liabilities that come due during the year or soon thereafter; no capital assets or long-term liabilities included
Type of inflow/outflow information	All revenues and expenses during year, regardless of when cash is received or paid	Revenues for which cash is received during or soon after the end of the year, expenditures when goods or services have been received and the related liability is due and payable

## **Charter-Wide Statements**

The charter-wide statements report information about the Academy as a whole using accounting methods similar to those used by private-sector companies. The statement of net assets includes all of the Academy's assets and liabilities. All of the current year's revenues and expenses are accounted for in the statement of activities regardless of when cash is received or paid.

The two government-wide statements report the Academy's net assets and how they have changed. Net assets – the difference between the Academy's assets and liabilities, are one way to measure the Academy's financial health or position.

- Over time, increases or decreases in the Academy's net assets are an indicator of whether its financial position is improving or deteriorating, respectively.
- To assess the overall health of the Academy, you need to consider additional non-financial factors such as changes in the Academy's enrollment, the condition of school buildings and other facilities, and the Academy's ability to be competitive with other public school academies and area school districts.

## **Fund Financial Statements**

The fund financial statements provide more detailed information about the Academy's funds, focusing on its more significant or "major" funds – not the Academy as a whole. Funds are accounting devices the Academy uses to keep track of specific sources of funding and spending on particular programs:

**Governmental activities** – The Academy's basic services are included in the general fund, such as regular and special education and administration. State foundation aid finances most of these activities. The Debt Service Fund contains the funds necessary to pay the annual required debt payments.

The Academy has only three types of funds:

**Governmental funds:** Most of the Academy's basic services are included in governmental funds which generally focus on (1) how cash and other financial assets that can readily be converted to cash flow in and out and (2) the balances left at year-end that are available for spending. Consequently, the governmental funds statements provide a detailed short-term view that helps you determine whether there are more or fewer financial resources that can be spent in the near future to finance the Academy's programs. Because this information does not encompass the additional long-term focus of the Academy-wide statements, we provide additional information with the governmental funds statement that explains the relationship (or differences) between them.

**Special Revenue Funds:** The Academy has one special revenue fund which is the Athletic Fund. This fund accounts for all revenues and expenditures relative to athletics.

**Debt Service Fund:** The Debt Service Fund contains the payments necessary to pay the long-term debt obligations.

## Financial Analysis of the Academy as a Whole

Net assets - the Academy's combined net assets were a deficit of \$(1,231,836) on June 30, 2010. See Figure A - 3.

The total revenues were \$1,695,513. State aid foundation allowance included in revenue from state sources accounts for most of the Academy's revenue (90 percent).

The total cost of instruction was \$788,712.

The Academy's stable financial position is the product of many factors. The primary reasons are the management of expenses to bring them into line with the Academy's revenue.

### Academy Governmental Activities

<b>Figure A-3 Marshall Academy</b>		
	2009	2010
Current assets	\$ 609,939	\$ 465,894
Noncurrent assets	318,636	322,257
Capital assets	4,807,954	4,684,910
Total assets	<u>5,736,529</u>	<u>5,473,061</u>
Current liabilities	740,397	509,897
Noncurrent liabilities	6,265,000	6,195,000
Total liabilities	<u>7,005,397</u>	<u>6,704,897</u>
Net assets:		
Invested in capital assets, net of related debt	(1,278,363)	(1,580,090)
Restricted - debt service	378,005	412,105
Unrestricted	<u>(368,510)</u>	<u>(63,851)</u>
Total net assets(deficit)	<u><u>\$ (1,268,868)</u></u>	<u><u>\$ (1,231,836)</u></u>

<b>Figure A-4</b>		
<b>Changes in Marshall Academy's Net Assets</b>		
	2009	2010
<b>Revenues:</b>		
Program revenues:		
Federal and state categorical grants	\$ 212,231	\$ 176,750
General revenues:		
State aid - unrestricted	1,475,385	1,752,711
Investment	6,754	-
Other	1,143	5,175
Total revenues	<u>1,695,513</u>	<u>1,934,636</u>
<b>Expenses:</b>		
Instruction	672,881	788,712
Support services	605,894	611,262
Interest expense	476,490	415,966
Athletics	-	4,850
Unallocated depreciation	76,814	76,814
Total expenses	<u>1,832,079</u>	<u>1,897,604</u>
Change in net assets(decrease)	<u>\$ (136,566)</u>	<u>\$ 37,032</u>

### **Financial Analysis of the Academy's Funds**

The stable financial performance of the Academy as a whole is reflected in its governmental fund as well. As the Academy completed the year, its governmental funds (general) reported a fund balance of \$91,596.

### **General Fund Budgetary Highlights**

Over the course of the year, the Academy revised the annual operating budget two times. These budget amendments fall into several categories:

Changes were made in the second and fourth quarters to account for student enrollment counts, state aid, and changes in assumptions (e.g. salaries, supplies, advertising and building maintenance costs) since the original budget was adopted.

While the Academy's final budget for the general fund anticipated revenues would exceed expenditures by \$139,592, the actual results for the year showed revenues over expenditures of \$412,025. The net change in fund balances was anticipated to be \$139,592, but the actual result was \$72,931.

## Capital Asset and Debt Administration

### Capital Assets

By the end of the year ended June 30, 2010, the Academy had invested \$4,684,910 in capital assets consisting primarily of land, furniture, fixtures and equipment, Computer Equipment and Building and Improvements net of accumulated depreciation. More detailed information about capital assets can be found in Note 5 to the financial statements. Total depreciation expense for the year was \$123,044.

The Academy's capital assets are as follows:

	<u>Cost</u>	<u>Accumulated Depreciation</u>	<u>2010 Net Book Value</u>	<u>2009 Net Book Value</u>
Land	\$ 100,000	\$ -	\$ 100,000	\$ 100,000
Furniture, fixtures and equipment	242,097	114,004	128,093	144,026
Computer equipment	9,060	4,089	4,971	6,783
Building and Improvements	<u>5,228,047</u>	<u>776,201</u>	<u>4,451,846</u>	<u>4,557,145</u>
Total	<u>\$ 5,579,204</u>	<u>\$ 894,294</u>	<u>\$ 4,684,910</u>	<u>\$ 4,807,954</u>

### Long-term Debt Activity

At the year-end, the Academy had outstanding long-term debt obligations in the amount of \$6,265,000. (more detailed information about the Academy's long-term liabilities is presented in Note 7 of the financial statements.)

	<u>2009</u>	<u>2010</u>
2005 Certificates of participation	\$ 4,230,000	\$ 4,165,000
Mortgage note payable	2,100,000	2,100,000
Total	<u>\$ 6,330,000</u>	<u>\$ 6,265,000</u>

### **Factors Bearing on the Academy's Future**

At the time these financial statements were prepared and audited, the Academy was not aware of any existing circumstances that could significantly affect its financial health in the future.

### **Contacting the Academy's Financial Management**

This financial report is designed to provide our students, parents and creditors with a general overview of the Academy's finances and to demonstrate the Academy's accountability for the money it receives. If you have questions about this report or need additional information, contact the Academy's office at 2525 West Jefferson, Trenton, MI 48183.

**Marshall Academy  
Statement of Net Assets  
June 30, 2010**

Assets	<u>Governmental Activities</u>
<b>Current assets:</b>	
Cash and equivalents	\$ 127,028
Receivables:	
Other governmental units	336,303
Prepaid expenses	2,563
<b>Total current assets</b>	<u>465,894</u>
<b>Noncurrent assets:</b>	
Investments - debt service	322,257
Capital assets	5,579,204
Less accumulated depreciation	<u>(894,294)</u>
<b>Total noncurrent assets</b>	<u>5,007,167</u>
<b>Total assets</b>	<u><u>\$ 5,473,061</u></u>
<b>Liabilities And Net Assets (Deficit)</b>	
<b>Current liabilities:</b>	
Accounts payable	\$ 33,071
Accrued oversight fee	10,010
Accrued interest	126,099
SAAN payable	185,000
MPEFA payable	78,000
Deferred Revenue	7,717
Current portion of long term obligations	<u>70,000</u>
<b>Total current liabilities</b>	<u>509,897</u>
<b>Noncurrent liabilities:</b>	
Noncurrent portion of long term obligations	<u>6,195,000</u>
<b>Total noncurrent liabilities</b>	<u>6,195,000</u>
<b>Total liabilities</b>	<u>6,704,897</u>
<b>Net assets:</b>	
Invested in capital assets - net of related debt (deficit)	(1,580,090)
Restricted for debt service	412,105
Unrestricted	<u>(63,851)</u>
<b>Total net assets (deficit)</b>	<u>(1,231,836)</u>
<b>Total liabilities and net assets</b>	<u><u>\$ 5,473,061</u></u>

See notes to financial statements.

**Marshall Academy  
Statement of Activities  
Year Ended June 30, 2010**

<u>Functions/programs</u>	<u>Expenses</u>	<u>Program Revenues</u>		<u>Governmental Activities</u>
		<u>Charges for Services</u>	<u>Operating Grants &amp; Contributions</u>	<u>Net (expense) Revenue and Changes in Net Assets</u>
Governmental activities:				
Instruction	\$ 788,712	\$ -	\$ 176,750	\$ (611,962)
Support services	611,271	-	-	(611,271)
Interest expense	415,966	-	-	(415,966)
Athletics	4,850	912	-	(3,938)
Unallocated depreciation	<u>76,805</u>	<u>-</u>	<u>-</u>	<u>(76,805)</u>
Total governmental activities	<u>\$ 1,897,604</u>	<u>\$ 912</u>	<u>\$ 176,750</u>	(1,719,942)
General revenues:				
State of Michigan school aid unrestricted				1,752,711
Miscellaneous				4,263
Total general revenues				<u>1,756,974</u>
Change in net assets increase				<span style="border: 1px solid black; padding: 2px;">37,032</span>
Net assets, beginning of year				<u>(1,268,868)</u>
Net assets, end of year (deficit)				<u>\$ (1,231,836)</u>

See notes to financial statements.

**Marshall Academy**  
**Balance Sheet**  
**Governmental Funds**  
**Year Ended June 30, 2010**

	General Fund	Debt Service Fund	Special Revenue Fund Athletics	Total Governmental Funds
<b>Assets</b>				
<b>Assets:</b>				
Cash and equivalents	\$ 127,028	\$ 322,257	\$ -	\$ 449,285
Investments	-	-	-	-
Receivables				
Other governmental units	336,303	-	-	336,303
Prepaid expenditures	2,563	-	-	2,563
<b>Total assets</b>	\$ 465,894	\$ 322,257	\$ -	\$ 788,151
<b>Liabilities and Fund Balances</b>				
<b>Liabilities:</b>				
Accounts payable	\$ 33,071	\$ -	\$ -	\$ 33,071
Accrued oversight fee	10,010	-	-	10,010
Interest payable, current	60,500	-	-	60,500
MPEFA payable	78,000	-	-	78,000
SAAN payable	185,000	-	-	185,000
Deferred Revenue	7,717	-	-	7,717
<b>Total liabilities</b>	374,298	-	-	374,298
<b>Fund balances:</b>				
Reserved for debt service	155,447	322,257	-	477,704
Reserved for prepaid expenditures	2,563	-	-	2,563
Unreserved, undesignated	(66,414)	-	-	(66,414)
<b>Total fund balances</b>	91,596	322,257	-	413,853
<b>Total liabilities and fund balances</b>	\$ 465,894	\$ 322,257	\$ -	\$ 788,151

Total governmental fund balances \$ 413,853

Amounts reported for governmental activities in the statement of net assets are different because:

Capital assets used in governmental activities are not financial resources and are not reported in the funds

The cost of capital assets is:

Accumulated depreciation is:

\$ 5,579,204  
(894,294)

4,684,910

Long term liabilities are not due and payable in the current period and are not reported in the funds

Long term obligations

Accrued interest payable on long-term debt is not included as a liability in governmental funds

(6,265,000)

(65,599)

Net assets of governmental activities (deficit)

\$ (1,231,836)

**Marshall Academy**  
**Statement of Revenues, Expenditures and Changes in Fund Balances**  
**Governmental Funds**  
**Year Ended June 30, 2010**

	General Fund	Debt Service Fund	Special Revenue Fund Athletics	Total Governmental Funds
<b>Revenues:</b>				
Local sources	\$ 4,264	-	\$ 912	5,176
State sources	1,830,340	-	-	1,830,340
Federal sources	99,121	-	-	99,121
Total revenues	1,933,725	-	912	1,934,637
<b>Expenditures:</b>				
Current:				
Instruction:				
Basic programs	648,177	-	-	648,177
Added needs	133,358	-	-	133,358
Total instruction	781,535	-	-	781,535
Support services:				
General administration	188,769	-	-	188,769
School administration	167,289	-	-	167,289
Business and fiscal services	83,281	-	-	83,281
Operations/maintenance	112,740	-	-	112,740
Central	20,086	-	-	20,086
Total support services	572,165	-	-	572,165

	General Fund	Debt Service Fund	Special Revenue Fund Athletics	Total Governmental Funds
<b>Expenditures (concluded):</b>				
Debt service:				
Principal	-	65,000	-	65,000
Interest & fiscal charges	168,000	266,535	-	434,535
	<u>168,000</u>	<u>331,535</u>	<u>-</u>	<u>499,535</u>
Total debt service				
Athletics	-	-	4,850	4,850
Total expenditures	<u>1,521,700</u>	<u>331,535</u>	<u>4,850</u>	<u>1,858,085</u>
	<u>412,025</u>	<u>(331,535)</u>	<u>(3,938)</u>	<u>76,552</u>
<b>Excess (deficiency) of revenues over expenditures:</b>				
<b>Other financing sources (uses):</b>				
Operating transfers in	912	335,156	4,850	340,918
Operating transfers out	(340,006)	-	(912)	(340,918)
Total other financing sources (uses)	<u>(339,094)</u>	<u>335,156</u>	<u>3,938</u>	<u>-</u>
<b>Net change in fund balances</b>	72,931	3,621	-	76,552
<b>Fund balances:</b>				
Beginning of year	18,665	318,636	-	337,301
End of year	<u>\$ 91,596</u>	<u>\$ 322,257</u>	<u>\$ -</u>	<u>\$ 413,853</u>

See notes to financial statements.

**Marshall Academy**  
**Reconciliation of the Statement of Revenues,**  
**Expenditures and Changes in Fund Balances of Governmental Funds**  
**To the Statement of Activities**  
**Year Ended June 30, 2010**

<b>Net change in fund balances total governmental funds</b>	<b>\$ 76,552</b>
<p>Amounts reported for governmental activities in the statement of activities are different because:</p>	
<p>Governmental funds report capital outlays as expenditures.            In the statement of activities, these costs are allocated over their estimated useful lives as depreciation.</p>	
Depreciation expense	(123,044)
Principal on long-term debt paid in government funds not GASB 34	65,000
<p>Accrued interest on long-term debt is recorded in the statement of activities when incurred, it is not recorded in the governmental funds until it is paid.</p>	
Accrued interest payable beginning of the year	84,123
Accrued interest payable end of the year	<u>(65,599)</u>
<b>Change in net assets of governmental activities</b>	<b>\$ <u>37,032</u></b>

See notes to financial statements.

MARSHALL ACADEMY  
Notes to the Financial Statements  
June 30, 2010

**Note 1. Summary of Significant Accounting Policies**

The accounting policies of Marshall Academy conform to accounting principles generally accepted in the United States of America (GAAP) as applicable to governmental units. The Governmental Accounting Standards Board (GASB) is the accepted standard setting body for establishing governmental accounting and financial reporting principles. The following is a summary of the significant accounting policies used by the Academy.

**A. Reporting Entity**

Marshall Academy (the "Academy") is a public school academy. A public school academy is a Michigan Public School System under Public Act No. 362 of 1993 and is subject to the leadership and general supervision of the State Board of Education. Ferris State University is the authorizing body of the Academy and has contracted with the Academy confirming the status of the public school academy. The contract with Ferris State University will expire on June 30, 2010. Marshall Academy's school board is approved by the authorizing body and is authorized to manage the property and affairs of the Academy. The Academy's reporting entity does not contain any component units as defined in Governmental Accounting Standards Board Statements Nos. 14 and 39.

**B. Government-wide and Fund Financial Statements**

The government-wide financial statements (i.e., the statement of net assets and the statement of activities) report information on all of the non-fiduciary activities of the Academy. For the most part, the effect of interfund activity has been removed from these statements. The government-wide financial statements categorize primary activities as either governmental or business type. All of the Academy's activities are classified as governmental activities.

The statement of activities demonstrates the degree to which the direct expenses, of a given function or segment, are offset by program revenues. *Direct expenses* are those that are clearly identifiable with a specific function or segment. *Program revenues* include 1) charges paid by recipients who purchase, use or directly benefit from goods or services by a given function or segment and 2) grants and contributions that are restricted to meeting the operational or capital requirements of a particular function or segment. State Foundation Aid, certain revenue from the intermediate school district and other unrestricted items are not included as program revenues but instead as *general revenues*.

MARSHALL ACADEMY  
Notes to the Financial Statements  
June 30, 2010  
(Continued)

In the government-wide statement of net assets, the governmental activities column is presented on a consolidated basis, and is reported on a full accrual, economic resource basis which recognizes all long-term assets and receivables as well as long-term debt and obligations. The Academy's net assets are reported in three parts – invested in capital assets, net of related debt; restricted net assets; and unrestricted net assets.

The Academy first utilizes restricted resources to finance qualifying activities.

The government-wide statement of activities reports both the gross and net cost of each of the Academy's functions. The functions are also supported by general government revenues (State Foundation Aid, certain intergovernmental revenues, investment income and other revenue). The statement of activities reduces gross expenses by related program revenues and operating grants. Program revenues must be directly associated with the function. Operating grants include operating-specific and discretionary (either operating or capital) grants.

The net costs (by function) are normally covered by general revenue (State Foundation Aid, intermediate Academy sources, interest income and other revenues).

The Academy does not allocate indirect costs.

This government-wide focus is more on the sustainability of the Academy as an entity and the change in the Academy's net assets resulting from the current year's activities.

Separate financial statements are provided for governmental funds. Major individual governmental funds are reported as separate columns in the fund financial statements.

**Governmental Funds** – Governmental funds are those funds through which most Academy functions typically are financed. The acquisition, use and balances of the Academy's expendable financial resources and the related current liabilities are accounted for through governmental funds.

The Academy reports the following major governmental funds:

The *general fund* is the Academy's primary operating fund. It accounts for all financial resources of the Academy, except those required to be accounted for in another fund.

The *debt service fund* accounts for the servicing of the Academy's Certificates of Participation (COP). COPs are classified as long-term debt instruments that are required to be maintained in a separate fund with its own bank account.

MARSHALL ACADEMY  
Notes to the Financial Statements  
June 30, 2010  
(Continued)

The Academy reports the following non-major governmental fund:

The Athletic Fund is used to account for all revenues and expenditures of the athletic activities of the Academy. The Athletic Fund is a special revenue fund.

**C. Measurement Focus, Basis of Accounting and Basis of Presentation**

**Accrual Method**

The government-wide financial statements are reported using the economic resources measurement focus and the accrual basis of accounting. Revenues are recorded when earned and expenses are recorded when a liability is incurred, regardless of the timing of related cash flows. Grants and similar items are recognized as revenue as soon as all eligibility requirements imposed by the provider have been met.

Private-sector standards of accounting and financial reporting issued prior to December 1, 1989, generally are followed in the government-wide financial statements to the extent that those standards do not conflict with or contradict guidance of the Government Accounting Standards Board.

**Modified Accrual Method**

Governmental fund financial statements are reported using the current financial resources measurement focus and the modified accrual basis of accounting. Revenues are recognized as soon as they are both measurable and available. Revenues are considered to be available when they are collectible within the current period or soon enough thereafter to pay liabilities of the current period. For this purpose, the Academy considers revenues to be available if they are collected within 60 days of the end of the current fiscal period. Expenditures generally are recorded when a liability is incurred, as under accrual accounting. However, debt service expenditures, as well as expenditures related to compensated absences and claims and judgments, if any, are recorded only when payment is due.

State and federal aid and interest associated with the current fiscal period are all considered to be susceptible to accrual and so have been recognized as revenues of the current fiscal period. All other revenue items are considered to be measurable and available only when cash is received by the Academy.

MARSHALL ACADEMY  
Notes to the Financial Statements  
June 30, 2010  
(Continued)

**State Revenue**

The State of Michigan utilizes a foundation grant approach which provides for a specific annual amount of revenue per pupil based on a statewide formula. The Foundation is funded from state and local sources. Revenues from state sources are primarily governed by the School Aid Act and the School Code of Michigan. The Michigan Department of Education administers the allocation of state funds to the Academy based on information supplied by the Academy. For the year ended June 30, 2010, the foundation allowance was based on pupil membership counts taken in February 2009 and September 2009.

**D. Assets, Liabilities and Net Assets or Equity**

**1. Deposits and Investments**

The Academy's cash and cash equivalents are considered to be cash on hand demand deposits and short-term investments with original maturities of three months or less from the date of acquisition. The Academy reports its investments in accordance with GASB Statement No. 31, *Accounting and Financial Reporting for Certain Investments and for External Investment Pools* and GASB Statement No. 40, *Deposit and Investment Risk Disclosures*. Under these standards, certain investments are valued at fair value as determined by quoted market prices, or by estimated fair values when quoted market prices are not available. The standards also provide that certain investments are valued at cost (or amortized cost) when they are of a short-term duration, the rate of return is fixed, and the academy intends to hold the investment until maturity.

State statutes authorize the Academy to invest in bonds and other direct and certain indirect obligations of the U.S. Treasury; certificates of deposit, savings accounts, deposit accounts, or depository receipts of a bank, savings and loan association, or credit union, which is a member of the Federal Deposit Insurance Corporation, Federal Savings and Loan Insurance Corporation, or National Credit Union Administration, respectively; in commercial paper rated at the time of purchase within the three highest classifications established by not less than two standard rating services and which matures not more than 270 days after the date of purchase. The Academy is also authorized to invest in U.S. Government or federal agency obligation repurchase agreements, bankers' acceptances of U.S. Banks, and mutual funds composed of investments as outlined above.

**2. Receivables**

Activity between funds that are representative of lending/borrowing arrangements outstanding at the end of the fiscal year are referred to as either "due to/from other funds", (i.e., the current

MARSHALL ACADEMY  
Notes to the Financial Statements  
June 30, 2010  
(Continued)

portion of interfund loans) or "advance to/from other funds", (i.e., the noncurrent portion of interfund loans). All other outstanding balances between funds are reported as "due to/from other funds".

All receivables are shown net of an allowance for uncollectible amounts, if any.

3. Prepaid Items

Certain payments to vendors reflect costs applicable to future accounting periods and are recorded as prepaid expenditures.

4. Capital Assets

Capital assets include property, plant, and equipment, which are reported in the applicable governmental activities column in the government-wide financial statements. Capital assets are defined by the Academy as assets with an initial individual cost of more than \$1,000 and an estimated useful life in excess of two years. Such assets are recorded at historical cost or estimated historical cost if purchased or constructed. Donated capital assets are recorded at estimated fair market value at the date of donation. Costs of normal repair and maintenance that do not add to the value or materially extend asset life are not capitalized. The Academy does not have infrastructure type assets.

Depreciation on all assets is provided using the straight-line method over the following useful lives:

Furniture, fixtures and equipment	20 years
Computers	5-20 years
Building and building improvements	25-50 years

5. Long-term obligations

In the government-wide financial statements, long-term debt obligations are reported as liabilities on the statement of net assets. Debt premiums and discounts, as well as issuance costs and the difference between the reacquisition price and the net carrying amount of the old debt, are deferred and amortized over the life of the debt using the straight-line method over the term of related debt.

In the fund financial statements, governmental fund types recognize debt premiums and discounts, as well as debt issuance costs during the current period. The face amount of debt

MARSHALL ACADEMY  
Notes to the Financial Statements  
June 30, 2010  
(Continued)

issued is reported as other financing sources. Premiums received on debt issuances are reported as other financing sources while discounts on debt issuances are reported as other financing uses. Issuance costs, whether or not withheld from the actual debt proceeds received, are reported as debt service expenditures.

6. Use of Estimates

The process of preparing general purpose financial statements in conformity with accounting principles generally accepted in the United States of America requires the use of estimates and assumptions regarding certain types of assets, liabilities, revenues, and expenditures. Such estimates primarily relate to unsettled transactions and events as of the date of the financial statements. Accordingly, upon settlement, actual results may differ from estimated amounts.

7. Fund Balance

In the fund financial statements, governmental funds report reservations of fund balance for amounts that are not available for appropriation or are legally restricted by outside parties for use for a specific purpose. Designations of fund balances represent tentative management plans for future use of financial resources that are subject to change. The amount reserved for debt service in the general fund represents state aid payments received or accrued that are restricted for certificate of participation debt service.

**Note 2. Stewardship, Compliance and Accountability**

Budgets are adopted on a basis consistent with accounting principles generally accepted in the United States of America, except for capital outlay, which is reported in the function, or activity it services. Annual appropriated budgets are adopted for the general fund. All annual appropriations lapse at fiscal year end.

The Academy maintains a formalized encumbrance accounting system.

The Academy follows these procedures in establishing the budgetary data reflected in the financial statements:

- A. The Management Organization submits to the School Board a proposed operating budget for the fiscal year commencing on July 1. The operating budget includes proposed expenditures and the means of financing them. The level of control for the budgets is at the functional level as set forth in the combined statement of revenues, expenditures and changes in fund balances – budget and actual – general fund.

MARSHALL ACADEMY  
Notes to the Financial Statements  
June 30, 2010  
(Continued)

- B. Public hearings are conducted to obtain local public comments.
- C. Prior to July 1, the budget is legally adopted by School Board resolution pursuant to the Uniform Budgeting and Accounting Act. The Act requires that the budget be amended prior to the end of the fiscal year when necessary to adjust appropriations if it appears that revenues and other financing sources will be less than anticipated or so that expenditures will not be in excess of original estimates. Expenditures shall not be made or incurred, unless authorized in the budget, or in excess of the amount appropriated. Any expenditure in violation of the budgeting act is disclosed as unfavorable variances in the budgetary comparison schedule - general fund.
- D. The management company is authorized to transfer budgeted amounts between major expenditure functions within any fund; however, the School Board must approve these transfers and any revisions that alter the total expenditures of any fund.
- E. Formal budgetary integration is employed as a management control device during the year for the general fund.
- F. The budget as presented has been amended. Supplemental appropriations were made during the year with the last one approved prior to June 30<sup>th</sup>.
- G. The Academy had the following General Fund budget function overdrafts for the year ended June 30, 2010.

<u>Function</u>	<u>Amount by which expenditures exceeded Appropriations</u>
Added Needs	\$ 1,464
General Administration	3,432
Business and Fiscal	1,531
Central	1,586
Transfers Out	340,006

**Note 3. Deposits, Investments, and Restricted Investments**

The Marshall Academy is governed by the deposit and investment limitations of Michigan State law which limitations are indicated in the Summary of Significant Accounting policies reported

MARSHALL ACADEMY  
Notes to the Financial Statements  
June 30, 2010  
(Continued)

earlier. Under the terms of the Certificates of Participation debt agreement, certain investments are required to be restricted for debt service. The deposits and investments held at June 30, 2010, and reported at fair value, are as follows:

Type	Rating	Maturities	Carrying Value
Unrestricted Deposits and Investments			
Deposits:			
Cash on hand			\$ 100
Demand deposits			26,574
			26,674
Unrestricted Investments:			
U.S. Treasury & Agency Obligations	Aaa	Various	100,354
			100,354
Total Unrestricted Deposits and Investments			127,028
Restricted Investments			
U.S. Treasury & Agency Obligations	Aaa	Various	322,257
			322,257
Total Deposits, Investments, and Restricted Investments			\$ 449,285
Reconciliation to Statement of Net Assets:			
Current:			
Cash and Cash Equivalents			\$ 127,028
Noncurrent:			
Investments - Debt Service			322,257
Total Deposits, Investments, and Restricted Investments			\$ 449,285

**Interest Rate Risk**

In accordance with its investment policy, the Academy will minimize interest rate risk, which is the risk that the market value of securities in the portfolio will fall due to changes in market interest rates by; structuring the investment portfolio so that the securities purchased can mature immediately when funds are needed to meet operating needs (sweep account). This avoids the need to sell securities in the open market, and investing operating funds primarily in short term securities, liquid asset funds, money market mutual funds, or similar investment pools and limiting the average maturity in accordance with the Academy's cash requirements.

**Credit Risk**

State law limits investments in commercial paper and corporate bonds to a prime or better rating issued by nationally recognized statistical rating organizations (NRSROs). As of June 30, 2010, the Academy did not have investments in commercial paper and corporate bonds.

MARSHALL ACADEMY  
Notes to the Financial Statements  
June 30, 2010  
(Continued)

**Concentration of Credit Risk**

The Academy will minimize concentration of credit risk, which is the risk of loss attributed to the magnitude of the Academy's investment in a single issuer, by diversifying the investment portfolio so that the impact of potential losses from any one type of security or issuer will be minimized.

**Custodial Credit Risk – Deposits**

In the case of deposits, this is the risk that in the event of a bank failure, the Academy's deposits may not be returned to it. As of June 30, 2009, none of the Academy's bank balance of \$33,879 was exposed to custodial credit risk because it was insured by federal depository insurance. The FDIC insures bank deposits up to \$250,000.

**Custodial Credit Risk – Investments**

For an investment, this is the risk that, in the event of the failure of the counterparty, the Academy will not be able to recover the value of its investments or collateral securities that are in the possession of an outside party.

The Academy minimizes custodial credit risk, which is the risk of loss due to the failure of the security issuer or backer, by limiting investments to bank investment pools invested in U.S. Government Obligations and pre-qualifying the financial institution with which the Academy will do business. Of the investments in U.S. Treasury and Agency Obligations and Government Agency Repurchase Agreements of \$322,257 the Academy has a custodial credit risk exposure of \$322,257 because the related securities are uninsured and unregistered.

**Foreign Currency Risk**

The Academy is not authorized to invest in investments, which have this type of risk.

**Note 4. Receivables**

Receivables as of year-end were as follows:

	<u>General</u>
Receivables:	
State Aid	\$ 331,258
Federal	<u>5,045</u>
Net total receivables	<u>\$ 336,303</u>

All receivables were deemed collectible as of June 30, 2010.

MARSHALL ACADEMY  
Notes to the Financial Statements  
June 30, 2010  
(Continued)

**Note 5. Capital Assets**

Capital asset activity for the Academy for the current fiscal year was as follows:

	<u>Balance July 1, 2009</u>	<u>Additions</u>	<u>Deletions</u>	<u>Balance June 30, 2010</u>
<b>Capital assets not being depreciated</b>				
Land	\$ 100,000	\$ -	\$ -	\$ 100,000
Subtotal	<u>100,000</u>	<u>-</u>	<u>-</u>	<u>100,000</u>
<b>Capital assets being depreciated</b>				
Furniture, fixtures, and equipment	242,097	-	-	242,097
Computers	9,060	-	-	9,060
Building and building improvements	5,228,047	-	-	5,228,047
Subtotal	<u>5,479,204</u>	<u>-</u>	<u>-</u>	<u>5,479,204</u>
 Total capital assets	 <u>5,579,204</u>	 <u>-</u>	 <u>-</u>	 <u>5,579,204</u>
<b>Less: Accumulated depreciation for:</b>				
Furniture, fixtures, and equipment	98,071	15,933	-	114,004
Computers	2,277	1,812	-	4,089
Building and building improvements	670,902	105,299	-	776,201
Subtotal	<u>771,250</u>	<u>123,044</u>	<u>-</u>	<u>894,294</u>
 Capital assets, net of depreciation	 <u>\$ 4,807,954</u>	 <u>\$ (123,044)</u>	 <u>\$ -</u>	 <u>\$ 4,684,910</u>

Depreciation expense for the fiscal year ended June 30, 2010, amounted to \$123,044.

Depreciation expense was allocated as follows:

Instruction	\$ 7,177
Support	39,053
Unallocated	<u>76,814</u>
Total depreciation	<u>\$ 123,044</u>

MARSHALL ACADEMY  
Notes to the Financial Statements  
June 30, 2010  
(Continued)

**Note 6. Interfund Transfers**

The Debt Service Fund transferred to the General Fund the amount in excess of the debt reserve Requirement:

	Transfer in:			Total
	Debt Service Fund	Athletic Fund	General Fund	Transfers In
Transfer out:				
General Fund	\$ 335,156	\$ 4,850	\$ -	\$ 340,006
Athletic Fund	-	-	912	912
Total transfers out	\$ 335,156	\$ 4,850	\$ 912	\$ 340,918

**Note 7. Long-Term Debt**

The Academy issues Certificates of Participation (COP) and other contractual commitments to provide for the acquisition and construction of major capital facilities and the acquisition of certain equipment. The COPs are direct obligations and pledge the full faith and credit of the Academy. During the year, the Academy issued a mortgage note to provide for an addition to the Academy's already existing building.

Long-term obligation activity can be summarized as follows:

Governmental Activities	Beginning Balance	Additions	Reductions	Ending Balance	Due Within One Year
2005 COPS	\$ 4,230,000	\$ -	\$ 65,000	\$ 4,165,000	\$ 70,000
Mortgage note payable	2,100,000	-	-	2,100,000	-
Total	\$ 6,330,000	\$ -	\$ 65,000	\$ 6,265,000	\$ 70,000

Annual debt service requirements to maturity for the above Certificates of Participation obligations are as follows:

MARSHALL ACADEMY  
Notes to the Financial Statements  
June 30, 2010  
(Continued)

Fiscal Year Ending,	Governmental Activities		
	Principal	Interest	Total
2011	\$ 2,170,000	\$ 365,190	\$ 2,535,190
2012	70,000	255,780	325,780
2013	75,000	251,213	326,213
2014	80,000	246,330	326,330
2015	85,000	241,133	326,133
2016-2020	515,000	1,115,257	1,630,257
2021-2025	705,000	924,683	1,629,683
2026-2030	955,000	664,493	1,619,493
2031-2035	1,300,000	311,850	1,611,850
2036	310,000	9,765	319,765
Total	\$ 6,265,000	\$ 4,385,694	\$ 10,650,694

**Governmental Activities**

Long-term obligations currently outstanding are as follows:

Certificates of Participation with annual installments of \$65,000 to \$310,000 through June 30, 2036. Interest stated at 6.3%	\$ 4,165,000
Mortgage note payable with interest only payments through November 1, 2010. Interest stated at 10%. \$2,100,000 payable on December 1, 2010. Interest rate reduced on 1-1-10 to 6%.	<u>2,100,000</u>
Total long-term debt	<u><u>\$ 6,265,000</u></u>

Interest expense for the year amounted to \$434,535.

**Debt Covenant**

The debt covenant with respect to the Certificates of Participation requires the Academy to maintain general fund equity of not less than \$50,000 on any June 30th. As of June 30, 2010, the Academy was not in violation of the debt covenant in the financing agreement with respect to the Certificates of Participation. The Academy's general fund balance at June 30, 2010 was \$91,596.

MARSHALL ACADEMY  
Notes to the Financial Statements  
June 30, 2010  
(Continued)

**Note 8. Revenue Anticipation Note**

Marshall Academy has an outstanding revenue anticipated note of \$312,000 with an interest rate of 5.50% to assist with operational cash flows prior to the receipt of state aid payments. The note is secured by funding provided from the State of Michigan's foundation grant revenue. The balance at June 30, 2010 was \$78,000 payable to MPEFA with a maturity date of August 31, 2010. A new note was obtained by the Academy in the amount of \$925,000 from Comerica Bank with an interest rate of 5.25% until maturity on September 30, 2010, and a balance at June 30, 2010 of \$185,000.

Year	Beginning Balance	Additions	Deletions	Ending Balance
2008-2009	\$ 177,822	\$ -	\$ 177,822	\$ -
2009-2010	-	925,000	740,000	185,000
2009-2010	-	312,000	234,000	78,000
Total	<u>\$ -</u>	<u>\$ 1,237,000</u>	<u>\$ 974,000</u>	<u>\$ 263,000</u>

**Note 9. Management Company**

Helicon Associates, Inc. provides management services under a Consultancy Services Agreement extended through July 1, 2010. The management company's fees are based on the number of students (minimum 100) for which the Academy receives state aid act funds times \$400 (for year ended June 30, 2010). All subsequent years are based on increases of the average cost of living rate in the Detroit, Michigan area. During the year ended June 30, 2010, the Academy incurred expense of \$105,200 for management fees. As of July 1, 2010, M.J. Management became the new management company replacing Helicon Associates, Inc. This was due largely to the death of the owner of Helicon Associates, Inc. M.J. Management is owned and operated by his spouse.

**Note 10. Oversight Fees**

The Academy pays an administrative oversight fee of 3% of its state school aid discretionary payments to the Ferris State University Board of Trustees, as set forth by contract, to reimburse the University Board for the cost of execution of its oversight responsibilities. These oversight responsibilities include the monitoring of the Academy's compliance with the terms and conditions of the contract, and the review of its audited financial statements and periodic reports. During the year ended June 30, 2010, the Academy incurred expense of approximately \$54,911 for oversight fees.

MARSHALL ACADEMY  
Notes to the Financial Statements  
June 30, 2010  
(Continued)

**Note 11. Related Party Transactions**

During the 2007-2008 school year, the Academy entered into an agreement for construction of an addition to its facilities. It was originally determined that the builder, which was Harley & Duke Properties Group, LLC, would construct and own the building addition while the Academy would continue to own the land and lease the building with an option to purchase from Harley & Duke Properties Group, LLC. Later, with the addition substantially completed, it was determined that the Board would outright purchase the addition. This was accomplished through the use of a mortgage and note which provided for the payment of interest only through November, 2010. Harley & Duke Properties Group, LLC is also the mortgagee with respect to this transaction. The spouse of the former president of the management company currently owns a 6.703% interest in Harley & Duke Properties Group, LLC. The total amount of interest paid to Harley & Duke Properties Group, LLC, for the fiscal year ended June 30, 2010, was \$168,000.

**Note 12. Risk Management**

The Academy is exposed to various risk of loss related to torts; theft of, damage to, and destruction of assets; errors and omissions; injuries to employee's and natural disasters. To minimize the risk, the Academy carries commercial insurance.

**Note 13. The American Recovery and Reinvestment Act (ARRA)**

During the year ended June 30, 2010, the Academy received \$60,288 of ARRA funds to off-set a shortage in the State of Michigan foundation funding. It is uncertain if the Academy will receive ARRA funds in the future.

**REQUIRED SUPPLEMENTARY INFORMATION**

**Marshall Academy**  
**Budgetary Comparison Schedule**  
**General Fund**  
**Year Ended June 30, 2010**

	Original Budget	Final Budget	Actual	Variance with final budget Favorable (Unfavorable)
<b>Revenues:</b>				
Local sources	\$ 38,934	\$ 36,240	\$ 4,264	\$ (31,976)
Intermediate sources	-	-	-	-
State sources	1,897,007	1,877,047	1,830,340	(46,707)
Federal sources	53,808	133,146	99,121	(34,025)
Total revenues	<u>1,989,749</u>	<u>2,046,433</u>	<u>1,933,725</u>	<u>(112,708)</u>
<b>Expenditures:</b>				
Current:				
Instruction:				
Basic programs	661,455	653,098	648,177	4,921
Added needs	120,204	131,894	133,358	(1,464)
Total instruction	<u>781,659</u>	<u>784,992</u>	<u>781,535</u>	<u>3,457</u>
Support services:				
Instructional staff	4,451	3,815	-	3,815
General administration	186,003	185,337	188,769	(3,432)
School administration	180,107	167,607	167,289	318
Business and fiscal services	94,750	81,750	83,281	(1,531)
Operation & maintenance	152,500	123,350	112,740	10,610
Central	17,500	18,500	20,086	(1,586)
Total support services	<u>635,311</u>	<u>580,359</u>	<u>572,165</u>	<u>8,194</u>

	Original Budget	Final Budget	Actual	Variance with final budget Favorable (Unfavorable)
<b>Expenditures (concluded):</b>				
Debt service:				
Interest and fiscal charges	541,490	541,490	168,000	373,490
Total debt service	<u>541,490</u>	<u>541,490</u>	<u>168,000</u>	<u>373,490</u>
Total expenditures	<u>1,958,460</u>	<u>1,906,841</u>	<u>1,521,700</u>	<u>385,141</u>
<b>Excess (deficiency) of revenues over expenditures</b>	<u>31,289</u>	<u>139,592</u>	<u>412,025</u>	<u>272,433</u>
<b>Other financing sources (uses):</b>				
Operating transfers in	500	-	912	912
Operating transfers out	-	-	(340,006)	(340,006)
Total other financing sources (uses)	<u>500</u>	<u>-</u>	<u>(339,094)</u>	<u>(339,094)</u>
<b>Net change in fund balance</b>	<u>31,789</u>	<u>139,592</u>	<u>72,931</u>	<u>(66,661)</u>
<b>Fund balance:</b>				
Beginning of year	18,665	18,665	18,665	-
End of year	<u>\$ 50,454</u>	<u>\$ 158,257</u>	<u>\$ 91,596</u>	<u>\$ (66,661)</u>

OTHER SUPPLEMENTARY INFORMATION

**Marshall Academy**  
**Budgetary Comparison Schedule**  
**Athletic Fund**  
**Year Ended June 30, 2010**

	Original Budget	Final Budget	Actual	Variance with Final budget Favorable (Unfavorable)
<b>Revenues:</b>				
Local sources	\$ -	\$ -	\$ 912	\$ 912
State sources	-	-	-	-
Federal sources	-	-	-	-
Total Revenue	-	-	912	912
<b>Expenditures:</b>				
Athletics	-	-	4,850	(4,850)
Total Expense	-	-	4,850	(4,850)
<b>Excess (deficiency) of revenues over expenditures</b>	-	-	(3,938)	(3,938)
<b>Other financing sources (uses):</b>				
Operating transfers out	-	-	(912)	(912)
Operating transfers in	-	-	4,850	4,850
Total other 1	-	-	3,938	3,938
<b>Net change in fund balance</b>	-	-	-	-
<b>Fund balance:</b>				
Beginning of year	-	-	-	-
End of year	\$ -	\$ -	\$ -	\$ -

# DARNELL & MEYERING, P.C.

*Certified Public Accountants*

20500 EUREKA ROAD • SUITE 300  
TAYLOR, MICHIGAN 48180  
(734) 246-9240  
FAX (734) 246-8635

CLINTON MEYERING, C.P.A.  
RANDALL H. DARNELL, C.P.A.  
DALE A. VESTRAND, C.P.A.  
WENDY L. DANVILLE, C.P.A.

MEMBERS  
AMERICAN INSTITUTE OF  
CERTIFIED PUBLIC ACCOUNTANTS  
MICHIGAN ASSOCIATION OF  
CERTIFIED PUBLIC ACCOUNTANTS

## **REPORT ON INTERNAL CONTROL OVER FINANCIAL REPORTING AND ON COMPLIANCE AND OTHER MATTERS BASED ON AN AUDIT OF FINANCIAL STATEMENTS PERFORMED IN ACCORDANCE WITH GOVERNMENTAL AUDITING STANDARDS**

Board of Directors  
Marshall Academy  
18203 Homer Road  
Marshall, MI 49068

We have audited the financial statements of the governmental activities and each major fund and the aggregate remaining fund information of Marshall Academy as of and for the year ended June 30, 2010, which collectively comprise Marshall Academy's basic financial statements and have issued our report thereon dated November 3, 2010. We conducted our audit in accordance with auditing standards generally accepted in the United States of America and the standards applicable to financial audits contained in *Government Auditing Standards*, issued by the Comptroller General of the United States.

### **Internal Control Over Financial Reporting**

In planning and performing our audit, we considered Marshall Academy's internal control over financial reporting as a basis for designing our auditing procedures for the purpose of expressing our opinions on the financial statements, but not for the purpose of expressing an opinion on the effectiveness of the Marshall Academy's internal control over financial reporting. Accordingly, we do not express an opinion on the effectiveness of the Academy's internal control over financial reporting.

A control deficiency exists when the design or operation of a control does not allow management or employees, in the normal course of performing their assigned functions, to prevent or detect misstatements on a timely basis. A significant deficiency is a control deficiency, or combination of control deficiencies, that adversely affects Marshall Academy's ability to initiate, record, process, or report financial data reliably in accordance with generally accepted accounting principles such that there is more than a remote likelihood that a misstatement of Marshall Academy's financial statements that is more than inconsequential will not be prevented or detected by Marshall Academy's internal control.

A material weakness is a significant deficiency, or combination of significant deficiencies, that results in more than a remote likelihood that a material misstatement of the financial statements will not be prevented or detected by Marshall Academy's internal control.

Our consideration of the internal control over financial reporting was for the limited purpose described in the first paragraph of this section and would not necessarily identify all deficiencies in internal control that might be significant deficiencies or material weaknesses. We did not identify any deficiencies in internal control over financial reporting that we consider to be significant deficiencies or material weaknesses, as defined above.


### **Compliance and Other Matters**

As part of obtaining reasonable assurance about whether Marshall Academy's statements are free of material misstatement, we performed tests of its compliance with certain provisions of laws, regulations, contracts, and grant agreements, noncompliance with which could have a direct and material effect on the determination of financial statement amounts. However, providing an opinion on compliance with those provisions was not an objective of our audit, and accordingly, we do not express such an opinion. The results of our tests disclosed no instances of noncompliance or other matters that are required to be reported under *Government Auditing Standards*.

We noted certain matters that we reported to management of Marshall Academy, in a separate letter dated November 3, 2010.

This report is intended solely for the information and use of the oversight agency, management, school board, Michigan Department of Education, federal awarding agencies and pass-through entities and is not intended to be and should not be used by anyone other than these specified parties.

DARNELL & MEYERING, P.C.

  
November 3, 2010

# DARNELL & MEYERING, P.C.

*Certified Public Accountants*

20500 EUREKA ROAD • SUITE 300

TAYLOR, MICHIGAN 48180

(734) 246-9240

FAX (734) 246-8635

CLINTON MEYERING, C.P.A.  
RANDALL H. DARNELL, C.P.A.  
DALE A. VESTRAND, C.P.A.  
WENDY L. DANVILLE, C.P.A.

MEMBERS  
AMERICAN INSTITUTE OF  
CERTIFIED PUBLIC ACCOUNTANTS  
MICHIGAN ASSOCIATION OF  
CERTIFIED PUBLIC ACCOUNTANTS

November 3, 2010

To the Board of Directors  
Marshall Academy  
18203 Homer Road  
Marshall, MI 49068

We have audited the financial statements of the governmental activities, each major fund, and the aggregate remaining fund information of Marshall Academy for the year ended June 30, 2010, and have issued our report thereon dated November 3, 2010. Professional standards require that we provide you with the following information related to our audit.

Our Responsibility under Auditing Standards Generally Accepted in the United States of America and OMB Circular A-133

As stated in our engagement letter, our responsibility, as described by professional standards, is to express an opinion about whether the financial statements prepared by management with your oversight are fairly presented, in all material respects, in conformity with accounting principles generally accepted in the United States of America. Our audit of the financial statements does not relieve you or management of your responsibilities.

In planning and performing our audit, we considered Marshall Academy's internal control over financial reporting in order to determine our auditing procedures for the purpose of expressing our opinion on the financial statements and not to provide assurance on the internal control over financial reporting. We also considered internal control over compliance with requirements that could have a direct and material effect on a major federal program in order to determine our auditing procedures for the purpose of expressing our opinion on compliance and to test and report on internal control over compliance with OMB Circular A-133.

As part of obtaining reasonable assurance about whether Marshall Academy's financial statements are free of material misstatement, we performed tests of its compliance with certain provisions of laws, regulations, contracts, and grants, noncompliance with which could have a direct and material effect on the determination of financial statement amounts. However, providing an opinion on compliance with those provisions was not an objective of our audit. Also in accordance with OMB Circular A-133, we examined, on a test basis, evidence about Marshall Academy's compliance with the types of compliance requirements described in the *U.S. Office of Management and Budget (OMB) Circular A-133 Compliance Supplement* applicable to its major federal program for the purpose of expressing an opinion on Marshall Academy's compliance with those requirements. While our audit provides a reasonable basis for our opinion, it does not provide a legal determination Marshall Academy's compliance with those requirements.

Planned Scope and Timing of the Audit

We performed the audit according to the planned scope and timing previously communicated to you in our meeting about planning matters on August 19, 2010.

Significant Audit Findings

*Qualitative Aspects of Accounting Practices*

Management is responsible for selection and use of appropriate accounting policies. In accordance with the terms of our engagement letter, we will advise management about the appropriateness of accounting policies and their application. The significant accounting policies used by Marshall Academy are described in Note 1 to the financial statements. No new accounting policies were adopted and the application of existing policies was not changed during 2010. We noted no transactions during the year for which there is a lack of authoritative guidance or consensus. All significant transactions have been recognized in the financial statements in the proper period.

Accounting estimates are an integral part of the financial statements prepared by management and are based on management's knowledge and experience about past and current events and assumptions about future events. Certain accounting estimates are particularly sensitive because of their significance to the financial statements and because of the possibility that future events affecting them may differ significantly from those expected. We did not identify any sensitive estimates.

The disclosures in the financial statements are neutral, consistent, and clear. Certain financial statement disclosures are particularly sensitive because of their significance to financial statement users. We did not identify any sensitive disclosures.

*Difficulties Encountered in Performing the Audit*

We encountered no significant difficulties in dealing with management in performing and completing our audit.

*Corrected and Uncorrected Misstatements*

Professional standards require us to accumulate all known and likely misstatements identified during the audit, other than those that are trivial, and communicate them to the appropriate level of management. Management has corrected all such misstatements. In addition, none of the misstatements detected as a result of audit procedures and corrected by management were material, either individually or in the aggregate, to the financial statements taken as a whole.

Marshall Academy  
November 3, 2010  
Page 3

*Disagreements with Management*

For purposes of this letter, professional standards define a disagreement with management as a financial accounting, reporting, or auditing matter, whether or not resolved to our satisfaction, that could be significant to the financial statements or the auditor's report. We are pleased to report that no such disagreements arose during the course of our audit.

*Management Representations*

We have requested certain representations from management that are included in the management representation letter dated November 3, 2010.

*Management Consultations with Other Independent Accountants*


In some cases, management may decide to consult with other accountants about auditing and accounting matters, similar to obtaining a "second opinion" on certain situations. If a consultation involves application of an accounting principle to the Marshall Academy's financial statements or a determination of the type of auditor's opinion that may be expressed on those statements, our professional standards require the consulting accountant to check with us to determine that the consultant has all the relevant facts. To our knowledge, there were no such consultations with other accountants.

*Other Audit Findings or Issues*

We generally discuss a variety of matters, including the application of accounting principles and auditing standards, with management each year prior to retention as the Marshall Academy's auditors. However, these discussions occurred in the normal course of our professional relationship and our responses were not a condition to our retention.

This information is intended solely for the use of the Board of Directors and management of Marshall Academy and is not intended to be and should not be used by anyone other than these specified parties.

Very truly yours,



Darnell & Meyering, P.C.